

“Where’s my car?!?!”



A **Car Finder** key helps you remember where you parked your car.

No more blind searching

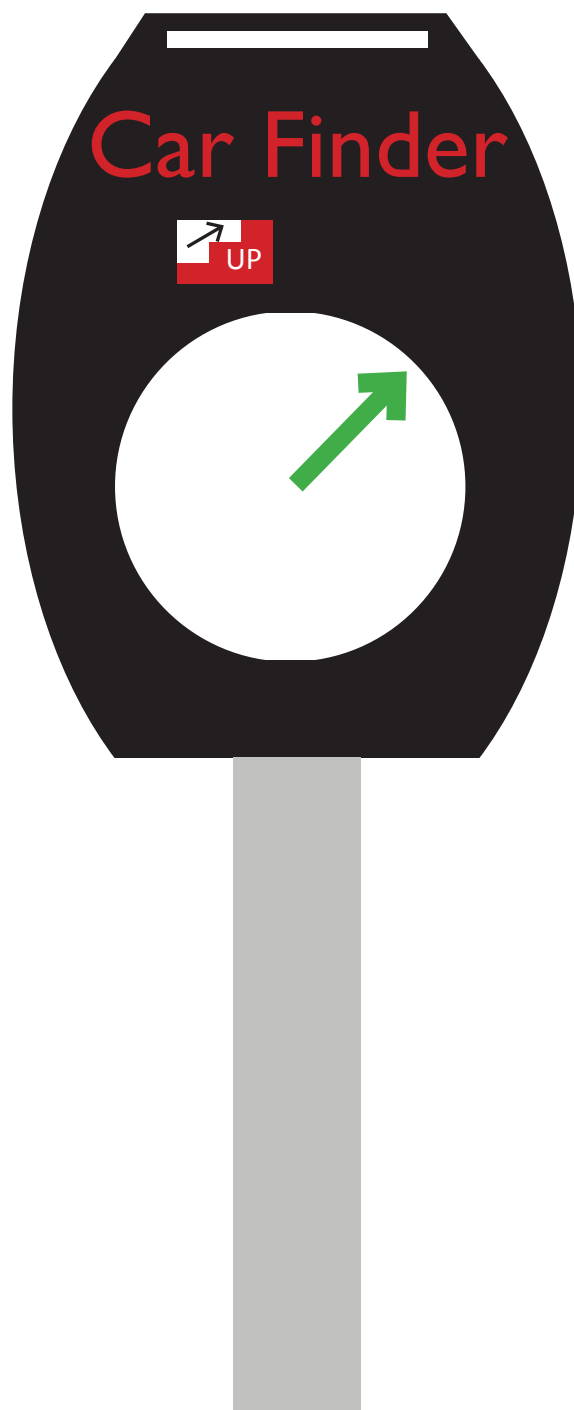
To find your car today, you need to wander around the parking lot and hit the “lock” button on your car’s key. The blind search doesn’t exactly make you look or feel like Einstein, and it’s unlikely to work unless you happen to search really close to where parked.

Follow the arrow

The arrow points to your car! An UP or DOWN indicator shows whether your car is on another floor.


Turns On Automatically

The Car Finder switches on and off when you need it. Built in touch sensors and accelerometers detect when you’re holding your key in a position where you can read the Car Finder’s display.



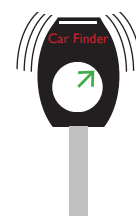
Am I close?

A dim arrow means that your car is far away. A bright arrow lets you know when you’re close. If you’re more than 1000 feet away from your car, your Car Finder will tell you so.



Getting warmer!

Your key will periodically buzz as you walk in the right direction. If you walk in the wrong direction, the key won’t buzz - an indication that you’re getting colder!



Phil Sarin

Basic Interaction Design

Photo: <http://flickr.com/photos/indiewench/71462164/sizes/o/>